

# SY18U

## PRODUCT SPECIFICATIONS

### HYDRAULIC EXCAVATOR



#### STANDARD FEATURES

- Swing boom functionality
- Reduced tail swing
- 1-way and 2-way primary auxiliary
- Retractable tracks
- Powerful Yanmar Engine

**14.6 kw**

Net Power

**2385 / 2585 mm**

Dig Depth

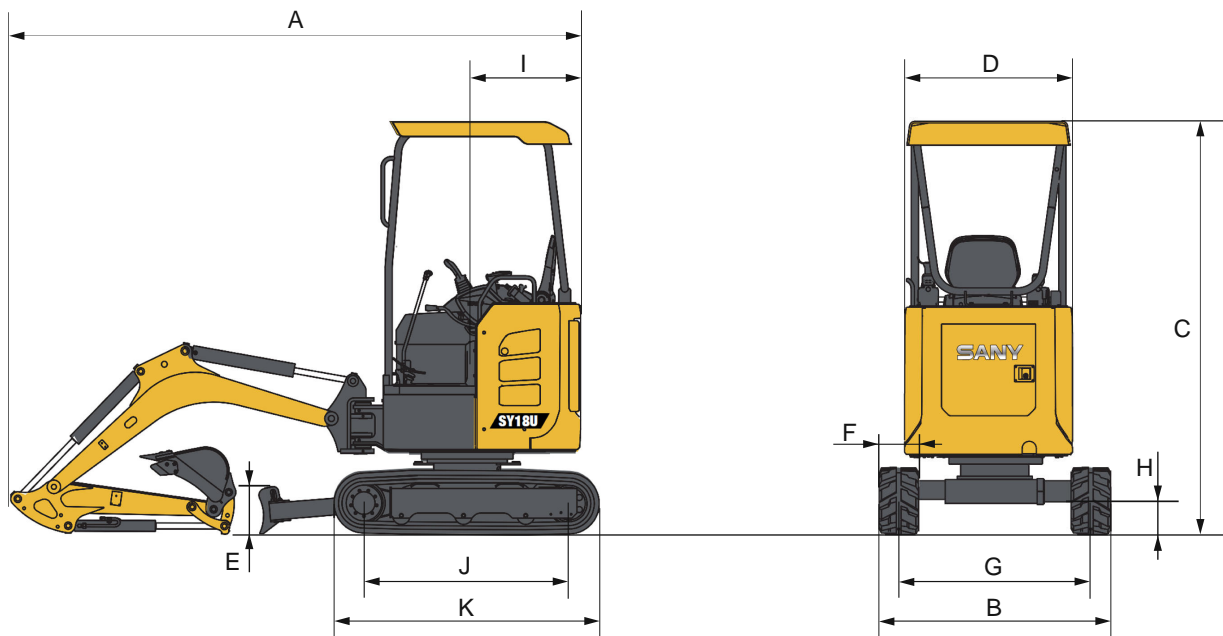
**1925 kg**

Operating Weight

**16.6 kN**

Bucket Breakout Force

# SY18U TECHNICAL SPECIFICATIONS AND DIMENSIONS



## TECHNICAL SPECIFICATIONS

Operating Weight	1925 kg
Ground Pressure	30 kPa
Engine	Yanmar 3TNV80F
Displacement	1.267 L
Gross Power	14.6 kW
Net Power	14.6 kW
Hydraulics	Load Sensing with Pilot Control
Main Hydraulic Pump	
Operating Flow (maximum)	66.0 L/min
Operating Pressure (maximum)	24.5 MPa
Auxiliary Flow (maximum)*	40 L/min
Auxiliary Pressure (maximum)	16 MPa
Travel Motor	Axial Piston
Travel Pressure (maximum)	24.5 MPa
Travel Speeds (maximum)	3.0 / 4.0 km/hr
Travel Effort (maximum)	15.6 kN
Grade Capability (maximum)	30°
Slew Motor	
Slew Pressure (maximum)	16.2 MPa
Slew Speed (maximum)	10 RPM
Undercarriage (standard)	Belted Rubber Track
Track Shoe Width (standard)	230 mm
Track Rollers (per side)	3
Carrier Rollers (per side)	-

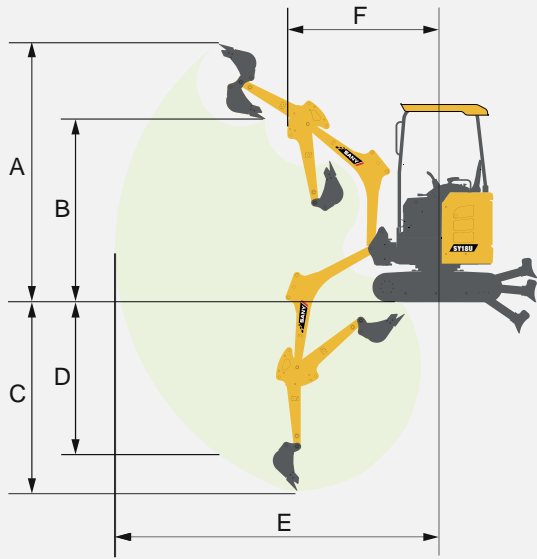
## DIMENSIONS

Boom Length	1770 mm
Dipper Length	960/1160 mm
A Transport Length	3515 mm
B Transport Width	980 / 1350 mm
C Transport Height	2370 mm
D Upper Structure Width	980 mm
E Blade Height	270 mm
F Track Width (standard shoe)	230 mm
G Track Gauge	750 / 1120 mm
H Ground Clearance (minimum)	160 mm
I Tail Swing Radius	675 mm
J Track Length on Ground	1225 mm
K Track Length	1580 mm

## SERVICE REFILL CAPACITIES

Fuel Tank Capacity	21.0 L
Hydraulic Tank Capacity	21.0 L
Engine Oil Capacity	3.4 L
Cooling System Capacity	3.8 L

# SY18U WORKING RANGE AND LIFTING CAPACITY



## WORKING RANGE

Boom Length	1770 mm
Dipper Length	960 / 1160 mm
A Maximum Digging Height	3410 / 3530 mm
B Maximum Dumping Height	2350 / 2475 mm
C Maximum Digging Depth	2385 / 2585 mm
D Maximum Vertical Wall Digging Depth	2010 / 2205 mm
E Maximum Reach at Ground Level	4010 / 4135 mm
F Minimum Swing Radius	1705 / 1715 mm

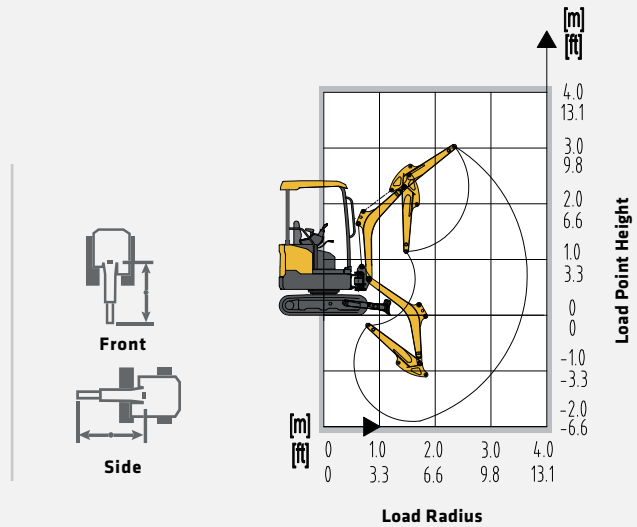
## DIGGING PERFORMANCE

Boom Length	1770 mm
Dipper Length	960 / 1160 mm
Bucket Breakout Force (ISO)	16.6 kN
Dipper Tearout Force (ISO)	9.2 / 8.3 kN

## LIFTING CAPACITY

- Standard 1770 mm Boom
- Standard 1160 mm Dipper
- Standard 230 mm Tracks
- Maximum 1120 mm Track Gauge
- No Bucket

Ratings are based on ISO 10567:2007. Lift capacity does not exceed 75% of tipping load with the machine on firm, level ground or 87% of hydraulic lifting capacity.



	LOAD RADIUS	4.9 ft 1.5 m		6.6 ft 2.0 m		8.2 ft 2.5 m		9.8 ft 3.0 m		MAX REACH	
	LOAD POINT HEIGHT										
BLADE DOWN	9.8 ft 3.0 m									584 lb* 265 kg*	584 lb* 265 kg*
	6.6 ft 2.0 m							644 lb* 292 kg*	580 lb* 263 kg*	562 lb* 255 kg*	496 lb* 225 kg*
	3.3 ft 1.0 m			1140 lb* 517 kg*	1016 lb* 461 kg*	915 lb* 415 kg*	733 lb 333 kg	807 lb* 366 kg*	562 lb 255 kg	564 lb* 256 kg*	425 lb 193 kg
	0 ft 0 m	1459 lb* 662 kg*	1435 lb* 651 kg*	1706 lb* 774 kg*	937 lb 425 kg	1193 lb* 541 kg*	690 lb 313 kg	913 lb* 414 kg*	540 lb 245 kg	657 lb* 298 kg*	425 lb 193 kg
	-3.3 ft -1.0 m	2231 lb* 1012 kg*	1455 lb* 660 kg*	1433 lb* 650 kg*	930 lb 422 kg	1032 lb* 468 kg*	682 lb 309 kg	754 lb* 342 kg*	536 lb* 243 kg*	688 lb* 312 kg*	511 lb* 232 kg*
BLADE UP	9.8 ft 3.0 m									584 lb* 265 kg*	584 lb* 265 kg*
	6.6 ft 2.0 m							573 lb* 260 kg*	580 lb* 263 kg*	489 lb 222 kg	496 lb* 225 kg*
	3.3 ft 1.0 m			1019 lb* 462 kg*	1016 lb* 461 kg*	730 lb 331 kg	733 lb 333 kg	558 lb 253 kg	562 lb 255 kg	419 lb 190 kg	425 lb 193 kg
	0 ft 0 m	1457 lb 661 kg	1435 lb* 651 kg*	937 lb 425 kg	937 lb 425 kg	686 lb 311 kg	690 lb 313 kg	534 lb 242 kg	540 lb 245 kg	419 lb 190 kg	425 lb 193 kg
	-3.3 ft -1.0 m	1479 lb* 671 kg*	1455 lb* 660 kg*	933 lb 423 kg	930 lb 422 kg	677 lb 307 kg	682 lb 309 kg	529 lb 240 kg	536 lb 243 kg	505 lb* 229 kg*	511 lb* 232 kg*

\* Indicates load limited by hydraulic lifting capacity.

# SY18U STANDARD AND OPTIONAL EQUIPMENT

## ENGINE

- 3TNV80F-SPSY3
- EU Stage V compliant
- Auto - idle
- Dual-element dry air filter
- Engine air precleaner
- Coolant Expansion tank
- EGR Valve
- Fan guard
- Engine coolant to -37 deg. C
- Full-flow oil filter
- High flow cooling fan
- 500-hour engine-oil-change interval
- Fuel filter and water separator

## HYDRAULIC SYSTEM

- Spring-applied, hydraulically released automatic swing brake
- Load sensing hydraulic system
- Control pattern change valve
- Primary auxiliary hydraulic circuit with 1 and 2-way combination piping
- Adjustable auxiliary pressure relief

## UNDERCARRIAGE

- Expandable and retractable tracks
- Planetary drive with axial piston motors
- Propel motor shields
- Spring-applied, hydraulically released automatic propel brake
- Track guides, front idler and 2 per side
- 2-speed travel selection through display and on dozer lever
- 4 lower track rollers each side
- 1 upper carrier roller each side
- Dozer blade and cylinder guarding
- Flip out dozer blade extentions
- Tie downs on track frame and dozer blade
- 230mm (9") wide rubber tracks
- Undercarriage frame opening guard

## UPPERSTRUCTURE

- Right-hand, left-hand, and counterweight mirrors
- Lockable cab, hood, and service doors

- Standard equipment
- Optional equipment

The standard and special options differ depending on the country in which the crawler excavator is delivered. If you have any questions, please contact your dealer directly for those items you may require. Materials and specifications are subject to change without notice.

**SANY POLAND SP. Z O.O.**

[www.sanypoland.com](http://www.sanypoland.com)

## UPPERSTRUCTURE (Continued)

- Remote-mounted engine oil and fuel filters
- Daily fluid level inspection visible from ground
- Rear reflectors

## ATTACHMENTS

- Convenient grease points
- Dirt seals on all bucket pins
- Oil-impregnated bushings
- Reinforced thrust plates
- Quick release couplers

## OPERATOR'S STATION

- Hydraulic pilot controls for boom, stick, swing, and travel operations
- Proportional auxiliary switches on joystick
- Travel levers with foot pedals
- Weight adjustable suspension vinyl seat with fore/aft adjustment
- 2" retractable seat belt
- Emergency stop switch
- Monitor with engine coolant gauge, high temp warning, low oil pressure indicator, glow plug indicator, battery indicator, engine hour meter, fuel level
- Operation and maintenance manual storage
- Heavy duty removeable rubber floor mat
- Cup holder
- Storage bin
- Horn, electric
- Hour meter, electric
- Hydraulic shutoff lever, all controls
- Travel alarm with cancel switch

## ELECTRICAL

- 12V electrical system
- Maintenance free battery
- Ground level battery disconnect
- Easy access fuse panel
- Terminal battery covers
- 40-amp alternator
- 12V power outlet

## LIGHTS

- Work lights: 2 mounted on top of canopy, 1 mounted on boom, magnetic beacon